






# Two-Way Ball Valve Assemblies

Electronic Non-Spring Return Actuators

# Ball Selection Tables

- Normally Open
- GDE Damper Actuator Series
- Part Nos. with \* denote a full-port valve with no flow optimizer insert
- Stainless steel ball and stem



<b>NO</b> 1/2 to 1-1/4"				Non-Spring Return Actuator			
				Normally Open			
				Floating		0-10 Vdc	
2-Way Valve Body Part No.	Valve Size in.	Flow Rate Cv	Close Off psi	 GDE131.1P 3-foot (.9m) Wires	 GDE131.1Q Conduit Adapter & 6-foot (1.8m) Wires	 GDE161.1P 3-foot (.9m) Wires	 GDE161.1Q Conduit Adapter & 6-foot (1.8m) Wires
<b>Stainless Steel Ball and Stem</b>							
	1/2	0.4	200	171A-10300S	173A-10300S	171C-10300S	173C-10300S
		0.63	200	171A-10301S	173A-10301S	171C-10301S	173C-10301S
		1.0	200	171A-10302S	173A-10302S	171C-10302S	173C-10302S
		1.6	200	171A-10303S	173A-10303S	171C-10303S	173C-10303S
		2.5	200	171A-10304S	173A-10304S	171C-10304S	173C-10304S
		4.0	200	171A-10305S	173A-10305S	171C-10305S	173C-10305S
		6.3	200	171A-10306S	173A-10306S	171C-10306S	173C-10306S
		10	200	171A-10307S*	173A-10307S*	171C-10307S*	173C-10307S*
	3/4	6.3	200	171A-10308S	173A-10308S	171C-10308S	173C-10308S
		10	200	171A-10309S	173A-10309S	171C-10309S	173C-10309S
16		200	171A-10310S	173A-10310S	171C-10310S	173C-10310S	
1	25	200	171A-10311S*	173A-10311S*	171C-10311S*	173C-10311S*	
	10	200	171A-10312S	173A-10312S	171C-10312S	173C-10312S	
	16	200	171A-10313S	173A-10313S	171C-10313S	173C-10313S	
	25	200	171A-10314S	173A-10314S	171C-10314S	173C-10314S	
	40	200	171A-10315S	173A-10315S	171C-10315S	173C-10315S	
1-1/4	63	200	171A-10316S*	173A-10316S*	171C-10316S*	173C-10316S*	
	16	200	171A-10317S	173A-10317S	171C-10317S	173C-10317S	
	25	200	171A-10318S	173A-10318S	171C-10318S	173C-10318S	
	40	200	171A-10319S	173A-10319S	171C-10319S	173C-10319S	
	63	200	171A-10320S	173A-10320S	171C-10320S	173C-10320S	
	100	200	171A-10321S*	173A-10321S*	171C-10321S*	173C-10321S*	

**Table Notes:**

Part numbers in red indicate complete assemblies.

\*Denotes a full-port valve with no flow optimizer insert.

A-61

Valves